


Access to JR Sapporo Station ~Route from Hotel Emion Sapporo via underground passage~



① Go to the 2nd floor by the escalator from the 1st floor.




② Turn left at the Emion Sapporo sign.



③ There is a guide sign, so turn right.



④ The " SATUKITA8 ・ 1" door and go straight.



⑤ Follow the instructions above.



⑥ Go to the B2F by the elevator.




⑦ Get off the elevator, and turn left.



⑧ Turn left at the end of this passage.



⑨ Go through the door, turn right, and then turn left.





⑩ Go straight, and turn right at the end of this passage. Then, there is a Toho Line.




⑪ After going straight, there is a sign of Exit18, so turn right.



⑫ After going straight, there is an escalator, so go up to B1F.



⑬ Go straight ahead, there is a staircase, and there is an automatic door on the right. Go through the automatic door, you will be in the direction of JR Sapporo Station.



⑭ Go straight, and there will be a guide of APIA, so turn right.



⑮ You will find a escalator on your right.



⑯ Go straight after you get to the 1st floor by the escalator.



⑰ Then you will arrive at the east entrance of Sapporo Station.

Thank you very much for staying at Hotel Emion Sapporo.
We look forward to seeing you again.

