

Access to Hotel Emion Sapporo


～Underground route from JR Sapporo Station～



① From the JR station platform, go to down use the escalator or the elevator.



② When you get off, please exit to the ticket gate from the JR Sapporo East gate.



③ After get off, you will found a public locker, then turn right.




④ Go straight down the aisle and go down the escalator to the underground passageway.



⑤ After so down, turn left.




⑥ Please go stright untill you found a public locker area.



⑦ There is a JR TOWER'S sign, go straight.



⑧ Please go towards the Toho Line Subway, and go down use the escalator.



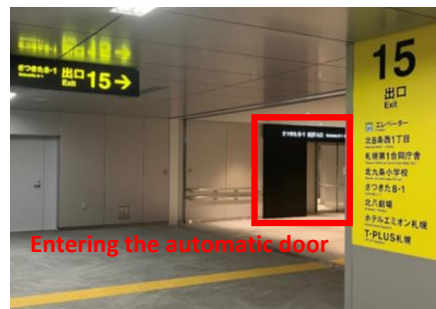
⑨ After go down, you will arrive on the underground passageway, then turn left and go straight.



⑩ When you reach at the end, turn right.



⑪ There is an Exit No.15-15B sign, go ahead to the Exit No.15.



Entering the automatic door




⑫ When you arrive to the Exit No.15, Plase enter the automatic door in front of you and go up to the passageway on the 2nd Floor using the elevator at the back.



⑬After get off from the elevator,
Please turn right and go straight.



⑭Follow the instruction on the information sign above.



⑮Go straight through the aisle way.



⑯You have arrive to the Hotel Emion Sapporo.
Please come into the Front desk on the 1st
Floor using the escalator.